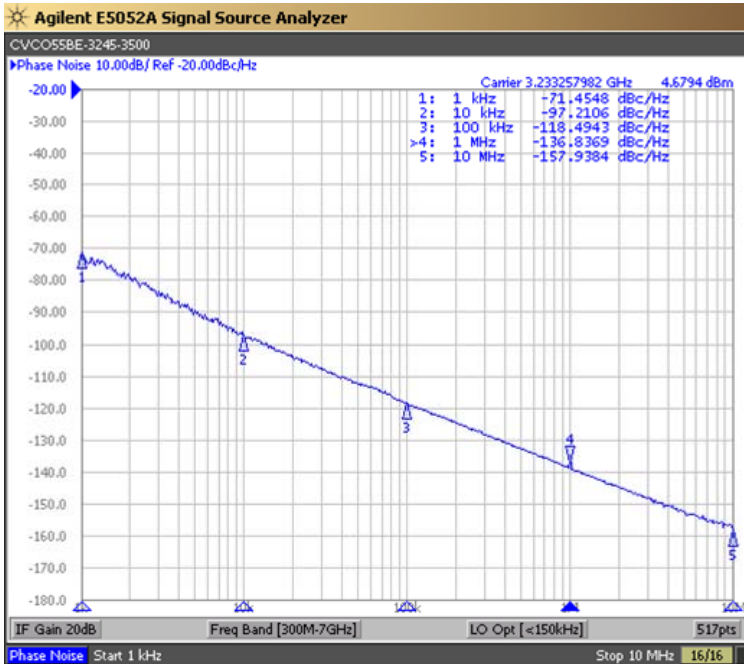
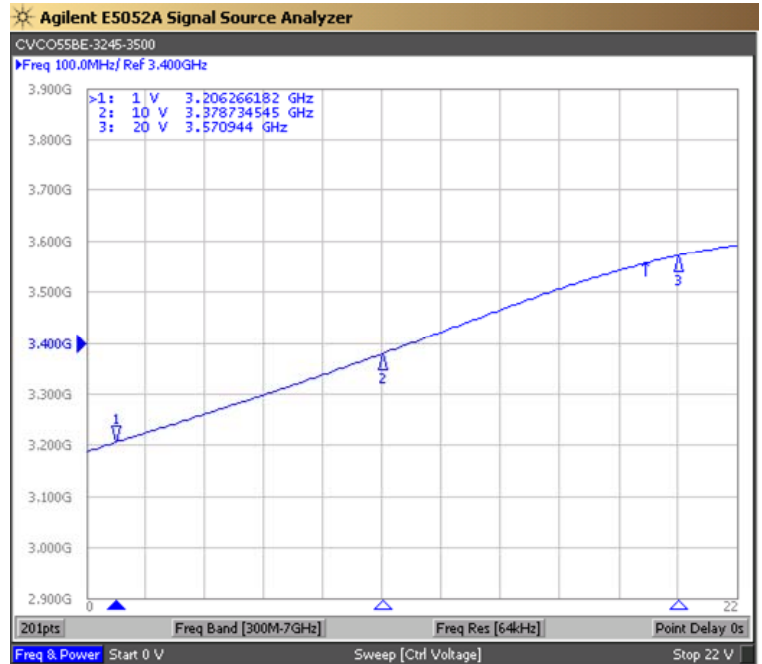


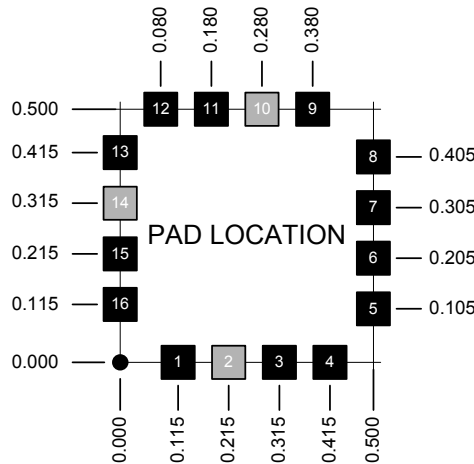
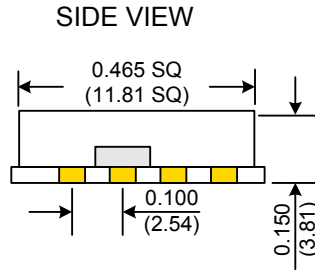
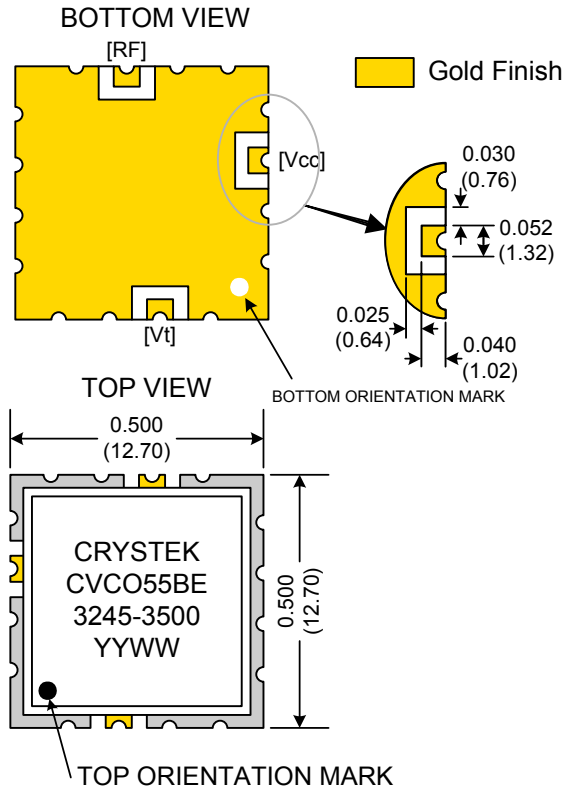
PERFORMANCE SPECIFICATION	MIN	TYP	MAX	UNITS
Lower Frequency:			3245	MHz
Upper Frequency:	3500			MHz
Tuning Voltage:	1.0		20.0	VDC
Supply Voltage:	4.75	5.0	5.25	VDC
Output Power:	0	+2.5	+5.0	dBm
Supply Current:			38	mA
Harmonic Suppression (2 <sup>nd</sup> Harmonic):		-15	-10	dBc
Pushing:			5.0	MHz/V
Pulling, all Phases:			15.0	MHz pk-pk
Tuning Sensitivity:		27		MHz/V
Phase Noise @ 10kHz offset:		-97	-93	dBc/Hz
Phase Noise @ 100kHz offset:		-117		dBc/Hz
Load Impedance:		50		$\Omega$
Input Capacitance:			10	pF
Operating Temperature Range:	-40		+85	$^{\circ}\text{C}$
Storage Temperature Range:	-45		+90	$^{\circ}\text{C}$

Phase Noise (1 Hz BW, Typical)



Tuning Curve (Typical)

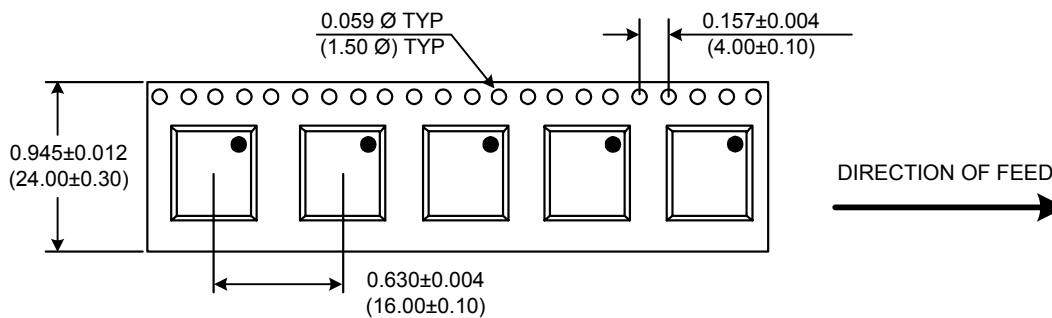




Pad	Connection
2	Vt
10	RF-OUTPUT
14	Vcc
Others	GROUND

- Unless otherwise specified, Dimensions are in:  $\frac{IN}{(mm)}$
- Pad Location Dimensions are in: Inches

**TAPE AND REEL**



Drawing not to scale

**Product Control:**

Crystek Part Number:	CVCO55BE-3245-3500	Release Date:	12-March-08
Revision Level:	D	Responsible:	C. Vales

Specification is subject to change without notice

Page 2 of 2